

Iraq Stock Exchange

Bulletin No (56)



سوق العراق للاوراق المالية
IRAQ STOCK EXCHANGE

ISX Trading Indices of Sunday 5/4/2026

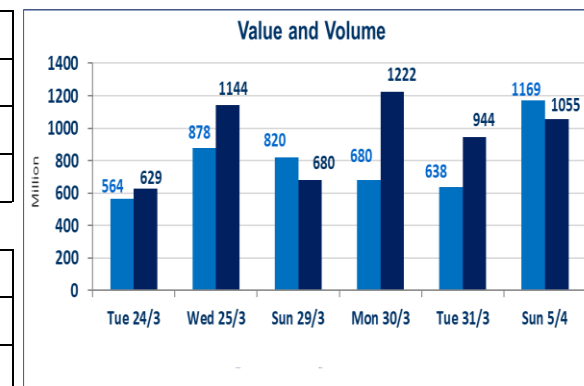
Traded Volume and OTC	1,169,897,544
-----------------------	---------------

Traded Value and OTC	1,055,570,925
----------------------	---------------

Traders	1223
---------	------

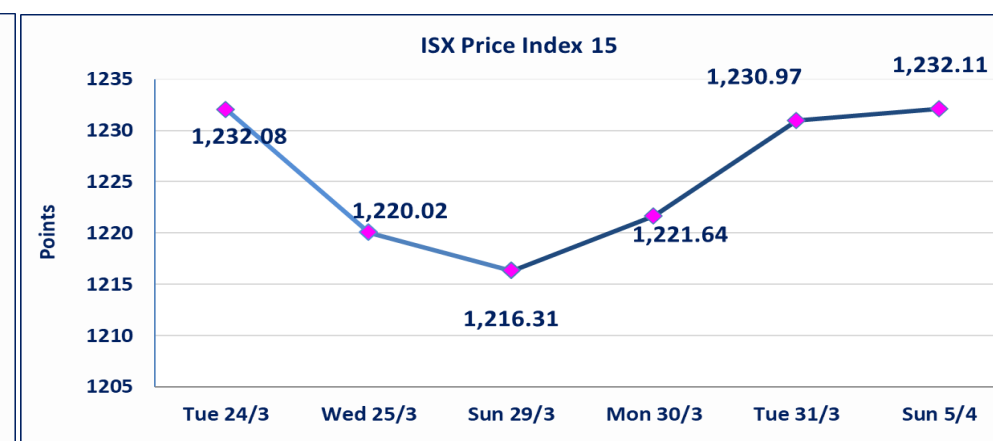
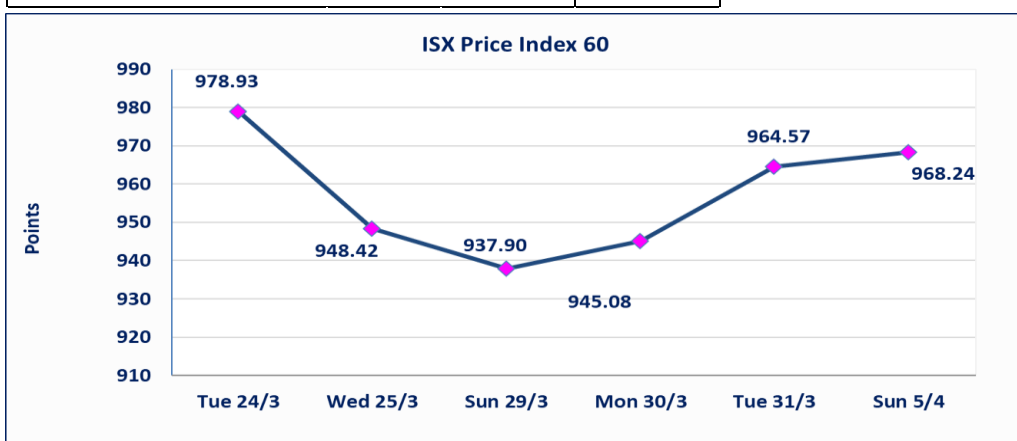
ISX Index 60	968.24
Previous ISX Index60	964.57
Change %	0.38
Change	3.67

ISX Index 15	1232.11
Previous ISX Index15	1230.97
Change %	0.09
Change	1.14



Listed Companies	104	OTC	14
Traded Listed Companies	48	OTC	1
GAM Companies	6		
Suspended Companies	10		

Non Traded listed	40	OTC	13
Higher Companies	16		
Lower Companies	7		



ISX top gaining and losing companies

Sunday 5/4/2026

Gainers

Company Name	Closing Price	Change (%)	Traded Volume
Sumer Commercial Bank	0.170	6.25	493,283,470
Agricultural Products Meat	4.550	4.12	25,000
Al -Khazer Construction Materials	1.280	4.07	224,333
AL-Badia for General Trans	1.030	4.04	3,037,645
Elaf Islamic Bank	0.260	4.00	2,000

Losers

Company Name	Closing Price	Change (%)	Traded Volume
Al-Ahlyia agricultural production	2.140	-2.73	446,668
Dar Al-Salam for Insurance	0.790	-1.25	4,032,063
Al-Ameen for Insurance	0.890	-1.11	2,453,515
Baghdad Soft Drinks	5.930	-1.00	8,754,994
Mamoura Realestate	3.200	-0.93	423,796

The most active companies in term of traded volume and value

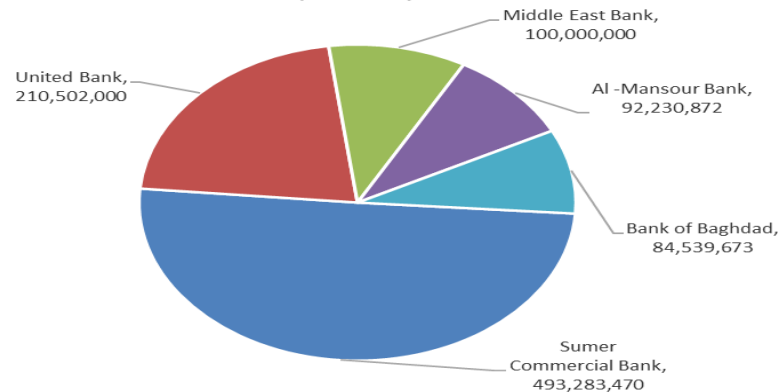
Traded Volume

Company Name	Closing Price	Change (%)	Traded Volume
Sumer Commercial Bank	0.170	6.25	493,283,470
United Bank	0.050	0.00	210,502,000
Middle East Bank	0.060	0.00	100,000,000
Al -Mansour Bank	1.630	0.62	92,230,872
Bank of Baghdad	3.480	2.05	84,539,673

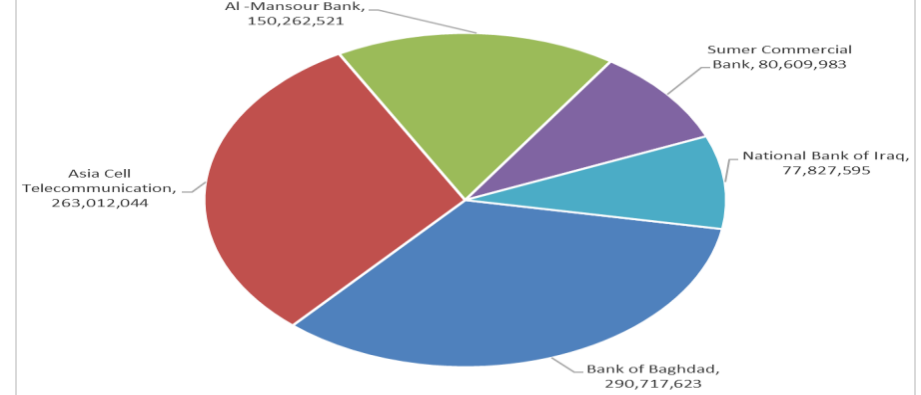
Traded Value

Company Name	Closing Price	Change (%)	Traded Value
Bank of Baghdad	3.480	2.05	290,717,623
Asia Cell Telecommunication	14.940	0.00	263,012,044
Al -Mansour Bank	1.630	0.62	150,262,521
Sumer Commercial Bank	0.170	6.25	80,609,983
National Bank of Iraq	4.780	-0.42	77,827,595

Top Five by Volume



Top Five by Value



Regular Market Bulletin No (56)



Company Name	Code	opening Price	highest price	lowest price	Average price	Prev Average price	Closing Price	prev closing price	change (%)	No.of Trades	Traded Volume	Traded Value
Banks Sector												
Ashur International Bank	BASH	0.240	0.240	0.230	0.230	0.230	0.230	0.230	0.00	8	6,756,500	1,559,060
Bank of Baghdad	BBOB	3.410	3.480	3.400	3.440	3.370	3.480	3.410	2.05	260	84,539,673	290,717,623
Commercial Islamic Bank of Iraq	BCOI	0.660	0.660	0.660	0.660	0.650	0.660	0.660	0.00	5	46,248	30,524
Economy Bank	BEFI	0.220	0.220	0.220	0.220	0.220	0.220	0.220	0.00	8	10,050,000	2,211,000
Elaf Islamic Bank	BELF	0.260	0.260	0.260	0.260	0.250	0.260	0.250	4.00	1	2,000	520
Gulf Commercial Bank	BGUC	0.340	0.350	0.340	0.340	0.340	0.340	0.340	0.00	6	7,305,228	2,483,878
Investment Bank of Iraq	BIBI	0.210	0.210	0.210	0.210	0.210	0.210	0.210	0.00	6	9,900,000	2,079,000
Iraqi Islamic Bank	BIIB	1.000	1.010	1.000	1.000	1.000	1.000	1.000	0.00	21	10,053,651	10,054,311
Middle East Bank	BIME	0.060	0.060	0.060	0.060	0.060	0.060	0.060	0.00	5	100,000,000	6,000,000
Kurdistan International Bank	BKUI	1.100	1.100	1.100	1.100	1.100	1.100	1.100	0.00	2	5,421	5,963
Mosul Bank For Investment	BMFI	0.140	0.140	0.140	0.140	0.140	0.140	0.140	0.00	14	14,035,501	1,964,970
Al -Mansour Bank	BMNS	1.630	1.630	1.620	1.630	1.610	1.630	1.620	0.62	171	92,230,872	150,262,521
National Bank of Iraq	BNOI	4.800	4.800	4.780	4.800	4.800	4.780	4.800	-0.42	126	16,216,631	77,827,595
Al-Taif Islamic Bank	BTIB	0.670	0.670	0.670	0.670	0.670	0.670	0.670	0.00	5	57,891	38,787
United Bank	BUND	0.050	0.050	0.050	0.050	0.050	0.050	0.050	0.00	20	210,502,000	10,525,100
Total of Banks Sector										658	561,701,616	555,760,851
Telecommunication Sector												
Asia Cell Telecommunication	TASC	14.940	14.980	14.900	14.940	14.970	14.940	14.940	0.00	196	17,606,230	263,012,044
Al-Khatam Telecom	TZNI	3.600	3.600	3.590	3.600	3.600	3.600	3.600	0.00	12	170,766	614,258
Total of Telecommunication Sector										208	17,776,996	263,626,301
Insurance Sector												
Al-Ameen for Insurance	NAME	0.900	0.920	0.890	0.900	0.910	0.890	0.900	-1.11	12	2,453,515	2,218,361
Dar Al-Salam for Insurance	NDSA	0.800	0.800	0.790	0.790	0.800	0.790	0.800	-1.25	9	4,032,063	3,185,650
Gulf Insurance	NGIR	0.430	0.430	0.430	0.430	0.430	0.430	0.430	0.00	1	500,000	215,000
Total of Insurance Sector										22	6,985,578	5,619,012
Service Sector												
Baghdad -Iraq Transportation	SBPT	22.350	22.950	22.350	22.630	22.430	22.950	22.350	2.68	35	592,023	13,396,961
Mamoura Realestate	SMRI	3.230	3.230	3.200	3.210	3.240	3.200	3.230	-0.93	9	423,796	1,359,006
Total of Service Sector										44	1,015,819	14,755,967
Industrial Sector												
Baghdad Soft Drinks	IBSD	5.990	5.990	5.900	5.940	5.920	5.930	5.990	-1.00	85	8,754,994	52,023,954
Iraqi Date Processing and Marke	IIDP	2.410	2.450	2.410	2.450	2.400	2.450	2.400	2.08	2	1,100	2,691
Al -Khazer Construction Material	IKHC	1.250	1.280	1.250	1.260	1.230	1.280	1.230	4.07	2	224,333	283,416
Al-Kindi of Veterinary Vaccines	IKLV	2.520	2.600	2.520	2.560	2.520	2.540	2.520	0.79	7	171,168	437,453
Al-Mansour Pharmaceuticals Ind	IMAP	2.080	2.130	2.080	2.120	2.070	2.130	2.070	2.90	34	23,780,610	50,500,950
Modern Sewing	IMOS	5.400	5.400	5.400	5.400	5.400	5.400	5.400	0.00	2	567	3,062
Total of Industrial Sector										132	32,932,772	103,251,526
Hotels Sector												
Ishtar Hotels	HISH	9.080	9.080	9.050	9.050	9.070	9.050	9.050	0.00	5	107,000	968,540
Al-Sadeer Hotel	HSAD	23.000	23.000	23.000	23.000	23.000	23.000	23.000	0.00	1	129	2,967
Total of Hotels Sector										6	107,129	971,507
Agricultural Sector												
Al-Ahlyia agricultural production	AAHP	2.200	2.200	2.140	2.140	2.200	2.140	2.200	-2.73	8	446,668	955,883
Babil Animal & Vegetable Produ	ABAP	6.950	6.950	6.950	6.950	6.950	6.950	6.950	0.00	4	14,679	102,019
Agricultural Products Meat	AIPM	4.550	4.550	4.550	4.550	4.370	4.550	4.370	4.12	1	25,000	113,750
Modern for Animal Production	AMAP	0.360	0.360	0.350	0.350	0.360	0.360	0.360	0.00	8	5,404,920	1,895,530
Total of Agricultural Sector										21	5,891,267	3,067,182
Total Of Regular										1,091	626,411,177	947,052,347

Second Platform Market Bulletin No (56)



Company Name	Code	opening Price	highest price	lowest price	Average price	Prev Average price	Closing Price	prev closing price	change (%)	No.of Trades	Traded Volume	Traded Value
Banks Sector												
International Islamic Bank	BINT	0.200	0.200	0.200	0.200	0.200	0.200	0.200	0.00	1	22,698	4,540
Al-Ataa Islamic Bank	BLAD	0.100	0.100	0.100	0.100	0.100	0.100	0.100	0.00	1	100,000	10,000
Credit Bank Of Iraq	BROI	0.600	0.600	0.600	0.600	0.600	0.600	0.600	0.00	3	28,067	16,840
Total of Banks Sector										5	150,765	31,380
Insurance Sector												
Al-Hamraa for Insurance	NHAM	6.100	6.400	6.050	6.070	6.120	6.050	6.100	-0.82	15	373,980	2,271,670
Total of Insurance Sector										15	373,980	2,271,670
Industrial Sector												
Al-Ameen Estate Investment	SAEI	1.870	1.890	1.870	1.890	1.870	1.890	1.870	1.07	3	111,745	210,963
Total of Industrial Sector										3	111,745	210,963
Industrial Sector												
Fallujah for construction Materi	IFCM	2.760	2.770	2.760	2.760	2.760	2.760	2.750	0.36	14	2,740,717	7,566,286
Total of Industrial Sector										14	2,740,717	7,566,286
Hotels Sector												
Ashour Hotel	HASH	29.310	29.310	29.310	29.310	29.310	29.310	29.310	0.00	1	135	3,957
Total of Hotels Sector										1	135	3,957
Total of Non Regular										38	3,377,342	10,084,256

Undisclosed Platform Companies Bulletin No (56)



Company Name	Code	opening Price	highest price	lowest price	Average price	Prev Average price	Closing Price	prev closing price	change (%)	No.of Trades	Traded Volume	Traded Value
Banks Sector												
Sumer Commercial Bank	BSUC	0.160	0.170	0.160	0.160	0.160	0.170	0.160	6.25	31	493,283,470	80,609,983
Total of Banks Sector										31	493,283,470	80,609,983
Industrial Sector												
AL-Badia for General Trans	SBAG	0.990	1.030	0.990	1.010	0.970	1.030	0.990	4.04	10	3,037,645	3,067,669
General Transportation	SIGT	1.800	1.800	1.800	1.800	1.810	1.800	1.800	0.00	3	74,865	134,757
Total of Industrial Sector										13	3,112,510	3,202,426
Industrial Sector												
Iraqi Carton Manufactories	IICM	2.550	2.590	2.500	2.530	2.540	2.590	2.520	2.78	10	32,603	82,373
Modern Construction Materials	IMCM	1.310	1.360	1.310	1.310	1.310	1.360	1.310	3.82	3	130,659	171,284
Total of Industrial Sector										13	163,262	253,657
Hotels Sector												
Palestine Hotel	HPAL	18.500	18.500	18.500	18.500	18.220	18.500	18.200	1.65	1	1,000	18,500
Total of Hotels Sector										1	1,000	18,500
Agricultural Sector												
Iraqi for Seed Production	AISP	4.900	4.900	4.900	4.900	4.900	4.900	4.900	0.00	22	1,200,000	5,880,000
Total of Agricultural Sector										22	1200000	5,880,000
Total of Undisclosed										80	497,760,242	89,964,566
Grand Total										1,209	1,127,548,761	1,047,101,169

Iraq Stock Exchange not trading companies of Sunday 5/4/2026

Company Names	Code	Previous Average Price	Closing Price
Banks Sector			
National Islamic Bank	BNAI	0.850	0.850
Union Bank of Iraq	BUOI	0.170	0.170
Asia Al Iraq Islamic Bank	BAIB	0.780	0.780
Cihan Bank for Islamic Investment&Finan	BCIH	2.200	2.200
Service Sector			
Kharkh Tour Amuzement City	SKTA	4.290	4.290
AL-Nukhba for Construction	SNUC	0.740	0.740
Al-Mosul for funfairs	SMOF	6.500	6.500
Rehab Karbalaa	HKAR	0.660	0.660
Industrial Sector			
Iraqi For Tufted Carpets	IITC	18.000	18.000
Metallic Industries and Bicycles	IMIB	2.050	2.050
Ready Made Clothes	IRMC	2.300	2.300
Iraqi Engineering Works	IIEW	5.500	5.500
Hotels Sector			
Baghdad Hotel	HBAG	11.580	11.580
Tourist Village of Mosul dam	HTVM	13.600	13.600
Babylon Hotel	HBAY	102.000	102.000
National for Tourist Investment	HNTI	9.250	9.250
Agricultural Sector			
Iraqi Agricultural Products	AIRP	10.000	10.000
Middle East for Production- Fish	AMEF	5.990	5.990
Company Names	Code	Previous Average Price	Closing Price
Banks Sector			
Iraq Noor Islamic Bank for Investment	BINI	0.250	0.250
Trans Iraq Bank Investment	BTRI	0.310	0.310
Region Trade Bank	BRTB	1.000	1.010
Arab Islamic Bank	BAAI	1.000	1.000
Al-Rajih Islamic Bank	BRAJ	1.000	1.000
Erbil Investment & FinanceBank	BERI	0.110	0.110
AL-Anssari Islamic Bank	BANS	0.050	0.050
Al-Mustashar Islamic Bank for Investmen	BMUI	1.000	1.000
Al-Qabidh Islamic Bank	BQAB	0.090	0.090
Trust International Islamic Bank	BTRU	0.750	0.750
World Islamic Bank for Investment	BWOR	1.000	1.000
Al janoob Islamic Bank	BJAB	0.940	0.940
Ameen Al-Iraq Islamic Bank	BAME	1.000	1.000
Investment Sector			
Al-Ameen for Financial Investment	VAMF	1.200	1.200
Insurance Sector			
Alahliya For Insurance	NAHF	0.850	0.850
Industrial Sector			
National Furniture Industries	IHFI	0.950	0.950
Modern chemical industries	IMCI	100.000	100.000
Service Sector			
Ibdaa Al-sharq Alwast General Contractin	SIBD	1.000	1.000
Agricultural Sector			
AL-Rebass for Poultry&feed	AREB	-	-
Company Names	Code	Previous Average Price	Closing Price
Industrial Sector			
Al-Hilal Industries	IHLI	1.500	1.500
National Chemical &Plastic	INCP	1.870	1.870
The Light Industries	ITLI	1.250	1.240

Iraq Stock Exchange
Non Iraqis' Bulletin Sunday April 5 2026
Regular Market



Non Iraqi Trading of Regular Market (Buy)

Company Names	Code	No.of trades	Traded Shares	Trading Volume
Telecommunication Sector				
Asia cell	TASC	19	2,623,000	39,187,620
Total Telecommunication sector		19	2,623,000	39,187,620
Grand Total		19	2,623,000	39,187,620

Non Iraqi Trading of Regular Market (Sell)

Company Names	Code	No.of trades	Traded Shares	Trading Volume
Banks Sector				
National Bank Of Iraq	BNOI	69	12,080,000	57,984,000
Total Bank sector		69	12,080,000	57,984,000
Telecommunication Sector				
Asia cell	TASC	86	11,000,000	164,340,667
Total Telecommunication sector		86	11,000,000	164,340,667
Grand Total		155	23,080,000	222,324,667

OTC Platform Trading Bulletin No (56)

Company Name	Code	highest price	lowest price	Average price	No.of Trades	Traded Volume	Traded Value
Banks Sector							
Al-Warka Bank	BWAI	0.200	0.200	0.200	14	42,348,783	8,469,757
Total Of Money Service Sector					14	42,348,783	8,469,757
Total					14	42,348,783	8,469,757

Not Trading OTC Companies

Company Name	Code	Previous Average price
Banks Sector		
Hammurabi Commercial Bank	BHAM	—
Al-Sanam Islamic Bank	BSAN	3.000
Industrial Sector		
Kirkuk producing constructional materials	IKFP	2.350
Money Service Sector		
Karmal Brokerage	FKSX	10.000
Iraqi Deposit Insurance Corporation	FIDI	1.000
Rabee Securities	FRSE	9.500
Ishtar Gate for e-Paymant	FISH	1.000
Sama Baghdad Exchange	FSBE	—
Insurance Sector		
Al Badia Insurance	NBAD	—
Kurdistan Insurance	NKUI	0.500
Shatt Al Arab Insurance	NSHA	1.000
Elaf Insurance	NELF	—
Dilina Insurance Company	NDIL	—

Iraq Stock Exchange

Sunday 5/4/2026



سوق العراق للاوراق المالية
IRAQ STOCK EXCHANGE

Not Trading Bonds Bulletin

Bond type	Publish type	Code	last trading price	immortilize date
Banaa Bonds /Million ID	Second	CB20	964,981	19/12/2025
Eamar Bonds /Million ID	First	CB30	1,001,095	—
Eamar Bonds /Million ID	Second	CB40	—	—
Eamar Bonds /500 Thousand ID	Third	CB45	—	—
Eamar Bonds /Million ID	Third	CB50	—	—
Injaz Bonds /500 Thousand ID	First	CB55	—	—
Injaz Bonds /Million ID	First	CB60	—	—
Injaz Bonds /500 Thousand ID	Second	CB65	503,793	—
Injaz Bonds /Million ID	Second	CB70	965,050	—
Injaz Bonds /500 Thousand ID	Third	CB75	—	—
Injaz Bonds /Million ID	Third	CB80	978,182	—
National Bonds/Million ID	First	CB90	—	—
National Bonds/500 Thousand ID	Second	CB95	—	—
National Bonds/Million ID	Second	CB100	—	—